

# OFFICE SAFETY INSPECTION WORKSHEET

**INSTRUCTIONS:** Executive Order 12196 and AIMS GAM 13.04.08A mandate periodic inspections of workplaces to assure prompt correction of unsafe and unhealthy working conditions. The questions below are intended to help identify potentially hazardous conditions and practices. All NO answers require an explanation of corrective action to be taken on that item. If corrective action cannot be taken, explain why not. (Use additional sheets, if necessary.) If there are any items or conditions that are not listed which may cause injury or illness, list them under "OTHER". Where a question is not applicable to a workplace, check N.A.

ORGANIZATION: <u>SSA Field Office</u>	INSPECTION DATE: <u>12/18/07</u>
BUILDING — SPACE INSPECTED: <u>(786) Ardmore OK</u>	NAME AND PHONE NUMBER OF INSPECTOR(S):
ADDRESS: <u>321 Holiday DR. Ardmore OK 73401</u>	FOR MANAGEMENT: <u>D HENRY (580) 223-2927</u>
	FOR UNION: <u>Copy sent to Ylita Edd</u>

## A. EMERGENCY EGRESS

*Please consult page 8, Informational Sheet, before the inspection is conducted.*

ITEM INSPECTED	YES	NO	N.A.	COMMENTS/CORRECTIVE ACTION/DATE CORRECTIVE ACTION TAKEN
1. Are there at least two separate ways (exits) to leave the work area or office?	✓			
2. Are exits are remote as possible from each other so that employees do not have to travel more than 200 feet to an exit facility (300 feet if the building is completely sprinkler protected)?	✓			
3. Are exit aisles maintained which meet the requirements shown on page 6?	✓			
4. Are exit aisles arranged in a clear, direct pattern and kept free of obstructions and impediments?	✓			
5. Is emergency lighting provided in buildings where: - the building is 3 or more stories in height, or - the total building occupancy is 1000 or more, or - the occupancy is 100 or more people at levels above or below the ground exit level?	✓			
6. Are all exits, other than ground level main entrances, identified with clearly visible, electrically illuminated exit signs?	✓			
7. When the building is occupied, are all exits free of locks, chains and other fastening devices which could prevent free escape?	✓			
8. Are exit stairways clean, free of storage, equipped with secure handrails and self-closing doors?	✓		(N/A)	
9. Do all doors serving 50 or more people swing in the direction of exit travel?	✓		(N/A)	
10. Has there been an employee evacuation drill (such as fire, earthquake, bomb threat, hurricane, tornado, flood or similar emergency) in the last 6 months? (If no, explain why not, and give date of last scheduled evacuation.)	✓			
11. Have employees been instructed in fire emergency procedures, and how to report a fire?	✓			
12. Are designated phones labeled with appropriate emergency numbers?	✓			
13. Do all exits from the building discharge directly to the street, or to yard, court, or open space that gives access to a public way?	✓			
14. Are all means of egress arranged so that it will not normally be necessary to pass through any high hazard area to reach an exit?	✓			
15. Do all "EXIT" signs have arrows indicating the correct direction of egress, except where the direction of travel is immediately apparent?	✓			
16. Have adequate accommodations been made to assure that handicapped employees can enter and exit safely?	✓			
17. Does each handrail allow continuous sliding of hands on them?	✓			- Test ENTRANCES only
18. Other comments:				

### 3. FIRE PROTECTION — PREVENTION

ITEM INSPECTED	YES	NO	N.A.	COMMENTS/CORRECTIVE ACTION/DATE CORRECTIVE ACTION TAKEN
1. Is a fire alarm system (manual-, sprinkler-, or detector-activated) provided in proper operating condition in buildings where: - the building is 3 or more stories in height, or - the total building occupancy is 1000 or more, or - the occupancy is 100 or more people at levels above or below the ground exit level?	✓			
2. Have portable fire extinguishers been provided which meet the selection and placement criteria on page 7?	✓			
3. Are additional extinguishers provided for separate areas used exclusively for computer operations, storage of flammable materials or reprographic operations?	✓			
4. Are extinguishers properly charged, mounted, conspicuously marked, and free from obstruction and impediments?	✓			
5. Are extinguishers inspected and tagged annually, and replaced by similar spares when taken for servicing?	✓			
6. Are quantities of flammable materials such as toners, inks, solvents, alcohol, thinners, paints, etc. stored in closed metal cabinets? (not required for small daily maintenance quantities)	✓			
7. Are hotplates, coffee pots, and similar electrical food and beverage preparation appliances inspected and strictly controlled to avoid unauthorized and indiscriminate use?	✓			
8. Are there adequate disposal facilities for cigarettes, etc., in areas where smoking is still allowed?	✓			OUTSIDE - 25 FEET OR MORE FROM EXIT / ENTRANCE
9. Are on-off timers strictly prohibited on employee appliances?	✓			
10. Are areas where flammable liquids are used well ventilated?			N/A	
11. Have employees been instructed or trained how to use fire extinguishers, and which type extinguisher to use in specific situations?	✓			
12. Where an alarm system is in place, is it capable of being perceived above background noise or light levels?	✓			
13. Have fire alarm pull boxes been inspected, and are they and other appropriate fire emergency equipment free from obstruction and impediments?			N/A	
14. Are all flammable material containers clearly marked as to their contents?	✓			
15. Other comments:				

### C. ELECTRICAL

ITEM INSPECTED	YES	NO	N.A.	COMMENTS/CORRECTIVE ACTION/DATE CORRECTIVE ACTION TAKEN
1. Are all 3-prong electrical plugs connected to grounded 3-hole receptacles? (NOTE: If building system does not have 3-hole receptacles, any adapters used must be checked upon installation for adequate grounding by a competent electrician.)	✓			
2. Are refrigerators, water coolers, portable electrical tools, and other appliances or machines positioned away from radiators or water pipes or, if used in damp-wet locations, grounded?	✓			
3. Is the use of employee-owned appliances strictly controlled with routine spot checks, and are appliances turned off at the end of each workday?	✓			
4. Are locations of cut-off switches to machines and equipment known to employees who use them regularly?	✓			
5. Are the visible wires, cords and plugs of all electrical equipment, tools, and appliances in good condition? (not frayed, cracked or broken, or prongs missing.)	✓			
6. Are extension cords prohibited, except where issued by SSA for work-related equipment?	✓			
7. Are the SSA-issued extension cords in good condition, do not pose a tripping hazard, and used only where fixed outlets cannot be installed?	✓			
8. Do all employee-owned appliances bear the approval mark of Underwriters Lab (UL) or other recognized testing agency?	✓			
9. Are repairs to electrical equipment and appliances made by competent personnel?	✓			
10. Are guards provided for exposed electrical or moving parts of machinery, equipment, or appliances?			✓ N/A	
11. Are all electrical receptacles (wall & floor) in good condition with face plates securely fastened?	✓			
12. Are all wires and cables securely fastened and not hanging from the wall or ceiling in an unsafe manner?	✓			
13. Have the portable electric tools been inspected and tested during the last 6 months?			✓ N/A	
14. Are clearly visible electric wires and cables placed in such a way as not to cause future damage?	✓			
15. Are SSA-issued extension cords free of splices or tape and do they not exceed 8 feet in length?	✓			
16. Other comments:				

## D. GENERAL OFFICE SAFETY

ITEM INSPECTED	YES	NO	N.A.	COMMENTS/CORRECTIVE ACTION/DATE	CORRECTIVE ACTION TAKEN
1. Are all light and other ceiling fixtures securely attached?	✓				
2. Are work space partitions adequately secured, standing straight and not infringing on adequate aisle space?	✓				
3. Are furniture and equipment in good condition and safe to use? (Free of splintered or jagged edges, etc.)	✓				
4. Are furniture and equipment so arranged that they do not infringe on adequate aisle space?	✓				
5. Are file cabinets and shelves properly loaded (from the bottom first) to prevent tipping over?	✓				
6. Is inappropriate storage of materials avoided atop cabinets, bookcases and window sills?	✓				
7. Are aisles and pedestrian walkways free of electrical and telephone receptacles, cords, loose carpets, floor tiles, or any other uneven surface that may pose as a tripping or falling hazard?	✓				
8. Are floors clean, dry, non-slippery and free of trash?	✓				
9. Are adequate storage areas provided for materials and supplies?	✓				
10. Are materials piled in an orderly manner, not extending into aisles and kept to a safe height?	✓				
11. Are all fans properly guarded with mesh openings of less than 1/2 inch?	✓				
12. Are workplace/equipment noise levels kept at an acceptable level?	✓				
13. Is door hardware in good working order?	✓				
14. Are aisles kept free of storage?	✓				
15. Are individual trash cans kept out of aisles to prevent tripping?	✓				
16. Is adequate lighting provided?	✓				
17. Is adequate ventilation provided?	✓				
18. Are room and location finders in plain view and easily recognizable?	✓				
19. Is there a stepstool or ladder so objects can be reached safely?	✓				
20. Where headsets are provided, are clean headsets available for employees?	✓				
21. Are floor and wall heating and air-conditioning units covered?			✓		
22. Are all windows free of breakage, cracks, etc.?	✓				
23. Has there been any violation cited since the last inspection? If so, has corrective action been taken? If not, why?		✓			
24. Are video display terminals maintained in a clean and proper manner?	✓				
25. Where there are employees trained in CPR, are they certified, and are names posted in the facility?	✓				
26. Other comments:					

### E. HOUSEKEEPING — SANITATION

ITEM INSPECTED	YES	NO	N.A.	COMMENTS/CORRECTIVE ACTION/DATE CORRECTIVE ACTION TAKEN
1. Has a routine cleaning schedule been established and adhered to?	✓			
2. Are approved trash receptacles used and emptied daily?	✓			
3. Are trash receptacles and cans maintained in a sanitary condition?	✓			
4. Are there suitable toilet and washing facilities and supplies, and are they maintained in a sanitary condition?	✓			
5. Are vending areas maintained in a sanitary condition?	✓			
6. Are personal use cooking and coffee pot areas maintained properly and routinely checked?	✓			
7. Are eating/work/multipurpose areas maintained in a sanitary condition?	✓			
8. Are microwave ovens, refrigerators, etc. checked routinely for cleanliness and proper operations?	✓			
9. Are the work and food areas free from pests and rodents?	✓			
10. Are cleansers and rags available to employees for cleaning desk tops, chairs, terminals, etc.?	✓			
11. Are water fountains and coolers maintained in a sanitary and proper way?	✓			

12. Other comments:

### F. SPECIAL INSPECTION AREAS (Check N.A. if not applicable to your worksite)

ITEM INSPECTED	YES	NO	N.A.	COMMENTS/CORRECTIVE ACTION/DATE CORRECTIVE ACTION TAKEN
1. Are outdoor walking surfaces (sidewalks, steps, parking areas, etc.) free of holes, cracks or other hazards which could cause falls?	✓			
2. Are snow and ice removed from outdoor walking surfaces in a timely manner?	✓			
3. Does building management have a regular inspection schedule for elevators, fire protection and alarm systems, boiler rooms, electrical utility areas, etc. by competent technicians?	✓			
4. Is personal protective equipment (e.g., safety shoes, safety glasses, face shields, gloves, aprons, etc.) provided and required to be worn where such protection is obviously needed?	✓			gloves provided in maintenance room

5. Other comments:

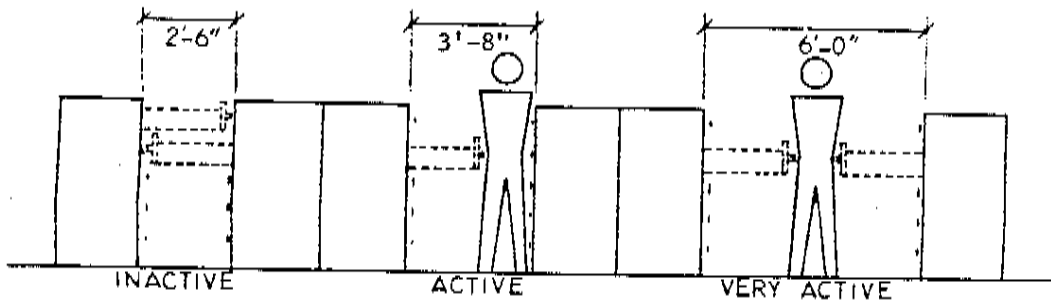
## AISLES AND ACCESS AREAS

### AISLE REQUIREMENTS FOR CLEAR AISLES:

INDIVIDUAL WORK STATIONS .....	28"
OTHER AISLES SERVING UP TO 200 PEOPLE .....	3'8"
OTHER AISLES SERVING UP TO 250 PEOPLE .....	4'8"
OTHER AISLES SERVING UP TO 300 PEOPLE .....	5'6"
OTHER AISLES SERVING UP TO 350 PEOPLE .....	6'6"
OTHER AISLES SERVING UP TO 400 PEOPLE .....	7'4"
OTHER AISLES SERVING UP TO 450 PEOPLE .....	8'4"
OTHER AISLES SERVING UP TO 500 PEOPLE .....	9'2"

### OTHER MINIMUMS ARE REQUIRED WHEN CHAIRS, FILE CABINETS AND OTHER EQUIPMENT CONSUME AISLE SPACE:

#### FILE ROOM AISLES ...



#### DESK SPACING ...

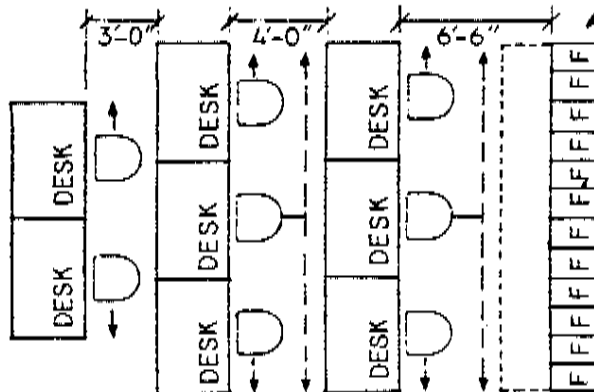
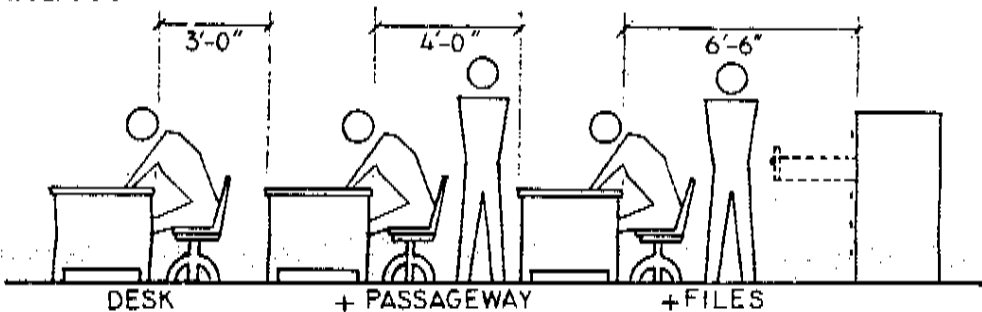


FIGURE 1

## INFORMATIONAL SHEET

It is recommended that the following information be reviewed by the inspection team members, prior to conducting the actual inspection.

1. Log and Summary of Occupational Injuries and Illnesses (OSHA Form 200), or equivalent
2. Reports of non-compliance from OSHA or other regulatory agencies
3. Changes in applicable rules, laws, regulations, etc.
4. Previous health and safety report
5. Written reports on unsafe practices or conditions
6. Whether personal protective equipment is required in the area
7. Material Safety Data Sheets, if requested.

Item (e.g., A.9)	ADDITIONAL SIGNIFICANT COMMENTS ON CHECKLIST ITEMS

NOTE: Those who desire additional information on the enclosed checklist items, or on OSHA safety, health and fire standards applicable within SSA, should contact the Environmental Protection and Safety Branch, OFM, at SSA headquarters in Baltimore, Maryland 21235, telephone area code 301-965-8190, FTS 625-8190. Also see SSA Administrative Instructions Manual System (AIMS) GAM 13.04, Safety, Health and Fire Standards.

## GENERAL GUIDELINES TO FOLLOW FOR HANDICAPPED AISLES

(All allowances are the minimum requirements)

- Clear width for single wheelchair to move continuously: 36 inches
- Clear width for single wheelchair at a point (moving continuously and through a doorway): 32 inches
- Clear width for 2 wheelchairs moving continuously to pass each other: 60 inches
- Every 200 feet of 44-inch wide aisles increase the width of the aisle to 60 inches for passing space.
- Clear width for single wheelchair to make a complete turn: 60 inches
- Clear width for single wheelchair to make a 180-degree turn around an obstruction: 42 inches
- Entrance into the workstation: 42 inches

Please keep in mind that the requirements listed above are minimum requirements. Provide aisles as wide as possible when space allows.

## PORTABLE FIRE EXTINGUISHER SELECTION AND PLACEMENT CRITERIA

### Selection of Extinguishers

Class of fire covered (shown on extinguisher):

- Class A - Ordinary combustibles (paper, wood, trash, etc.)
- Class B - Flammable liquids (paint, oil, solvents, etc.)
- Class C - Electrical (computers, copiers, motors, etc.)

The work area should be evaluated for which of these 3 classes of fire could possible occur. Then the appropriate extinguisher should be selected:

**Class ABC multipurpose dry chemical extinguisher** - This extinguisher will extinguish all 3 classes of fire and is preferable for most SSA office environments. It does, however, leave a powdery residue and should not be placed in rooms used **exclusively** for computer operations.

**Class BC carbon dioxide extinguisher** - This extinguisher leaves no residue and should be the selection *in rooms used exclusively for computer or other electrical operations*. Please note: Several SSA facilities have inquired about the use of portable Halon extinguishers for computer operations. Because of the health hazards associated with high concentrations of Halon, SSA continues to recommend selecting the BC carbon dioxide extinguisher rather than Halon. Halon use also may soon be restricted because it is a member of the chlorinated fluorocarbon group responsible for depleting the protective ozone layer of the atmosphere.

**Class A water extinguisher** - Only for areas with ordinary combustibles (paper, wood, trash, etc.). It should not be located where electrical equipment is used.

### Placement of Extinguishers

- (1) Along normal paths or travel, visible and unobstructed. Red tape, paint or sign should be placed above the extinguisher so its location is apparent from a distance.
- (2) Maximum travel distance from a potential fire location to an extinguisher:

- Class A water extinguisher - 75 feet
- All other extinguishers - 50 feet